


NEPAL

LESSONS FOR MISSION MINDED KIDS

LESSON 8

THE NEPALI LANGUAGE



NEPALI NEW TESTAMENT

Nepal

Lesson 8: The Nepali Language

Goals for Lesson 8:

- Children will be exposed to the language of the Nepali people and will understand the barriers that language creates between groups of people.
- Children will understand the difficulty of spreading the gospel to the people of Nepal who speak many different languages, live in remote and isolated areas, and often cannot read or write in their own language.
- Children will be able to quote the Nepal verse with little or no help.

Verse for Nepal:

“The humble will see their God at work and be glad. Let all who seek God’s help live in joy. For the Lord hears the cries of His needy ones; He does not despise His people who are oppressed.” Psalm 69: 32-33

Before Class:

- Read through lesson and decide what you will use according to your age group and time allotted.
- “Write” the verse on the board, or a large piece of paper or transparency, using only blanks with the first letter of each word written. (T__ h_____ w___ s__ t_____ G____,.....etc.) Prepare small prizes or treats for your students who will be able to say the verse alone with only this visual prompt.
- Prepare Jiudo Church sign picture from Lesson 4 and the Nepali New Testament picture on the cover of this lesson to show as a slide or a picture to your class.
- Make copies of the Nepali Phrase chart and the Nepali Alphabet sheets for each student. Even if your students can’t read, allow them to take them home as conversation starters with their families. ****If your printer will not print the Nepali script, try printing it on a newer printer. Some printers do not recognize certain scripts and will not print them.***
- Read through the directions for the “Climbing Mount Everest” game and make preparations as necessary.
- Follow the link to the website included. Make sure it will work for you and set up any necessary equipment needed to share it with your class.

Lesson Plan:

- Begin your time together with prayer.
- Display the prepared “verse” before the class and give anyone who would like to try, a chance to stand up and say the verse out loud. Reward each child with a round of applause or a small treat or prize. (If you have very shy children who will not say the verse in front of others, you can give them the opportunity to say the verse and earn a prize alone with you or a helper.)
- Read or tell the story part of the lesson, explaining as needed to help your students understand the barriers communication presents.
- Use the website link to allow your students to hear a portion of scripture being read in the Nepali language. Since written and spoken Nepali is very unfamiliar to Americans, it is important for your students to understand the value of having scriptures available in all languages, and the value of native speakers who can be missionaries to their own people when very few “outsiders” can communicate with them.
- Give a Nepali word chart to each student. Practice saying a few words and phrases, and let them take the chart home for further practice and conversations about Nepal at home. If you have non-readers, practice a few phrases orally and then send the chart home to show their family.
- Give each student a copy of the Nepali alphabet pages. Allow students to spend time trying to write a few of the symbols and talk about the differences in our language. Even your non-readers will enjoy trying to copy some of these symbols. Send the papers home to share with their families.
- Spend the remaining time playing the “Climbing Mount Everest” game as directed.
- Close your time with prayer for the country of Nepal, the people who live there and the E.C. pastors and missionaries who are bringing the love of Jesus to this remote country.

Lesson 8 Story: The Nepali Language

When babies are born, they begin right away to use their ears to hear the sounds around them. If their ears are working properly, they will soon begin to imitate those sounds. Within a few years, young children have learned to communicate with the people around them using the sounds they have heard since birth. All of those sounds put together, form a language and give that group of people a way to communicate with each other. The first language a child learns is called his native language (or mother-tongue). Many people go on to learn other languages as well, and some people can communicate with many different groups of people because they can speak many different languages.

If you were born in Nepal, there is a good chance you would understand the Nepali (Nuh-**pall**-ee) language. The Nepali language is the native (or first) language of about 20 million people in the world. It is the official language of Nepal, but it is also a common language in the countries of Bhutan and Myanmar (Burma) and in the Northeastern region of India. Just because Nepali is the official language of Nepal, however, does not mean that it is the only language. Only about half of the people in Nepal have Nepali as their first language. There are actually over 100 other languages spoken as a first language by Nepalese people. That means that even in the very small country of Nepal, you might not be able to speak to those around you, and many people would have to know at least parts of several different languages in order to get around well.

Do you remember that not everyone in Nepal gets to go to school? If only one child in a family gets to go to school for a few years, you can guess that a lot of people never have a chance to learn how to read or write the language that they speak. If a person cannot read or write, they are “illiterate”. In Nepal, only a little over half of the people can read or write. (57% literacy rate) Since there are about 100 languages spoken, and only about half of the people know how to read and write their language, you can imagine the challenges of communication. Computers and the internet are only available to a very small number of people in the cities and because of the rugged mountains and scattered population, telephones, televisions, radios and cell phones, are not practical or available to most of the population.

Although the Bible has been translated into Nepali (**show picture of Nepali New Testament**) and several of the other languages of Nepal, only a few people are able to read it for themselves. If they have no access to radio or television or the internet, they have no way of hearing the scriptures read aloud to them unless a person who speaks

their own language comes to where they live and reads the scriptures and tells them the Good News of Jesus.

Sending North American missionaries into Nepal is a very impractical and expensive process. Travel and postage within the country is expensive and unreliable, and providing good living conditions anywhere outside of the city is extremely expensive and sometimes impossible. Learning a language so different from our own would take many years of study, and the ability to get to and live in the isolated villages in the rugged mountains would require a great deal of strength and health.

There are almost 7,000 languages spoken in the world today. Certain groups of languages use the same written letters or “script”. Spanish and English use the same letters. The words and pronunciations are different, but the letters are written the same. Nepali does not use the English letters we are used to seeing. It is part of a group of languages that uses the “Devanagari” script. **(Show Jiudo Church sign from Lesson 4)** Since it is very different from our English letters, it is a language that is difficult for English speakers to learn, and takes a lot of studying to become fluent in that language. Since the languages are so different, it is also uncommon for Nepalese people to know English. That means that it is hard to find an interpreter who can help an English speaker communicate, making it difficult for short term mission teams to visit Nepal.

The best way for the Nepali people to hear about the love of Jesus is through their own people. Neighbors and friends can talk to those who live around them, and leaders who have been trained can be pastors and missionaries to plant churches and lead congregations. People like Pastor Janga who live in neighboring countries and can walk into Nepal already knowing the language and culture can be used of God to bring God’s Word to many Nepalese people who cannot read and do not have access to the Bible.

Go to the following website. On the left hand side of the site is a “Language Previews” box. Type in Nepali and click “play sample”. You will be able to listen to scripture being read aloud in the Nepali language.

<http://www.faithcomesbyhearing.com/search/node/Nepali+Bible>

Devanāgarī Alphabet for Nepali

Vowels and vowel diacritics

अ आ इ ई उ ऊ ए ऐ ओ औ अं अः अँ

a ā i ī u ū e, ē ai o, ō au aṅ aḥ aṁ
[ə] [a] [i] [iː] [u] [uː] [e] [æ] [o] [u] [əŋ] [əh] [āː]

प पा पि पी पु पू पे पै पो पौ पं पः पाँ

pa pā pi pī pu pū pe/pē pai po/pō pau paṅ paḥ pāṁ

Consonants

क ka [kə] ख kha [kʰə] ग ga [gə] घ gha [gʰə] ङ ṅa [ŋə]

च ca [tʃə] छ cha [tʃʰə] ज ja [dʒə] झ jha [dʒʰə] ञ ṅa [ɟə]

ट ta [tə] ठ tha [tʰə] ड da [də] ढ dha [dʰə] ण ṇa [ɳə]

त ta [tə] थ tha [tʰə] द da [də] ध dha [dʰə] न na [nə]

प pa [pə] फ pha [pʰə] ब ba [və] भ bha [bʰə] म ma [mə]

य ya [jə] र ra [rə] ल la [lə] व wa [wə]

श śa [ʃə] ष ṣa [ʃə] स sa [sə] ह ha [ɦə]

क्ष kṣa [kʃə] त्र tra [trə] ज्ञ gya [gyə]

Numerals

१ २ ३ ४ ५ ६ ७ ८ ९ १०

एक दुइ तीन चार पाँच छ सात आठ नौ दश

ek dui tīn cār pānc cha sāt āṭh nau daś
1 2 3 4 5 6 7 8 9 10

Sample text in Nepali

सबै व्यक्तिहरू जन्मजात स्वतंत्र हुन ती सबैको समान अधिकार र महत्व छ। निजहरूमा विचारशक्ति र सद्विचार भएकोले निजहरूले आपस्तमा भ्रातृत्वको भावनाबाट व्यवहार गर्नु पर्छ।

Transliteration

Sabai vyaktiharū janmajāt svatantra hun tī sabaikō samān adhikār ra mahatva cha.

Nijaharūmā vicāraśakti ra sadvicār bhaēkōlē nijaharūlē āpastmā bhrāṭṛtvakō

bhāvanābāt vyavahār garanu parcha.

Translation: All human beings are born free and equal in dignity and rights. They are endowed with reason and conscience and should act towards one another in a spirit of brotherhood.

(Article 1 of the Universal Declaration of Human Rights)

The Nepali alphabet is made of symbols that represent sounds. Therefore, writing a word, letter by letter, from English into Nepali does not work. (Like writing the individual letters of your name) Some of the sounds are so similar that it is hard for us to hear the difference. Our ears are used to English sounds. A baby who is born into a Nepali speaking home would be able to identify those sound differences easily. Notice that each symbol is flat on the top, making a line of print look like it has a straight line across the top of the whole row.

1. Copy the symbol for your age _____
 2. Write the word for your age (or write "ten" if you are older)_____
 3. Find the symbol that is closest to the sound at the beginning of your first name and copy it here. _____
 4. Copy the writing on the front of the Nepali New Testament, or some of the words in the sample text above _____
-

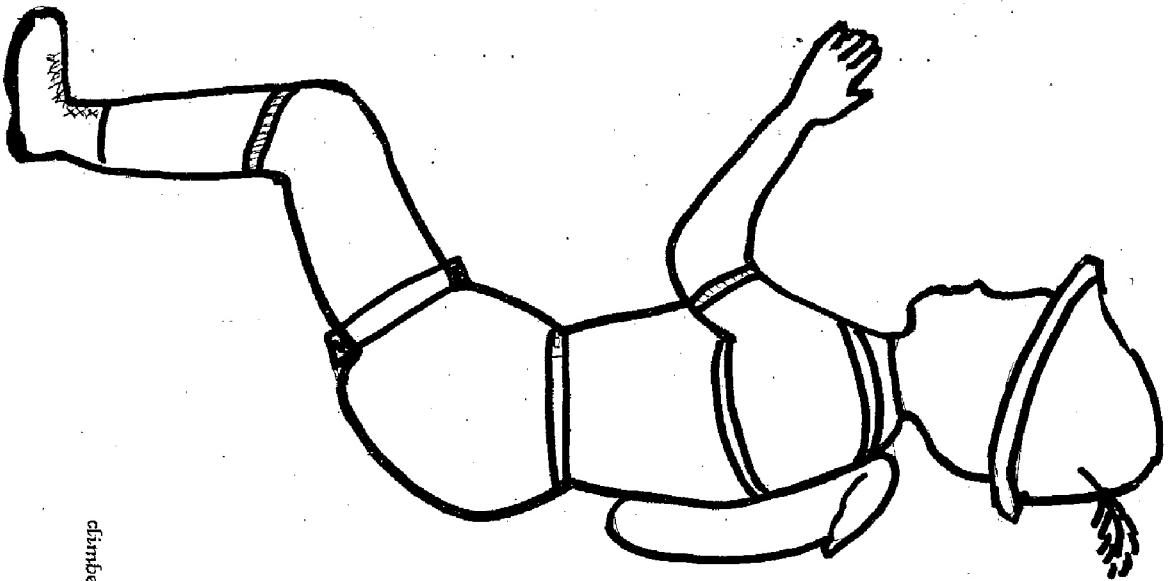
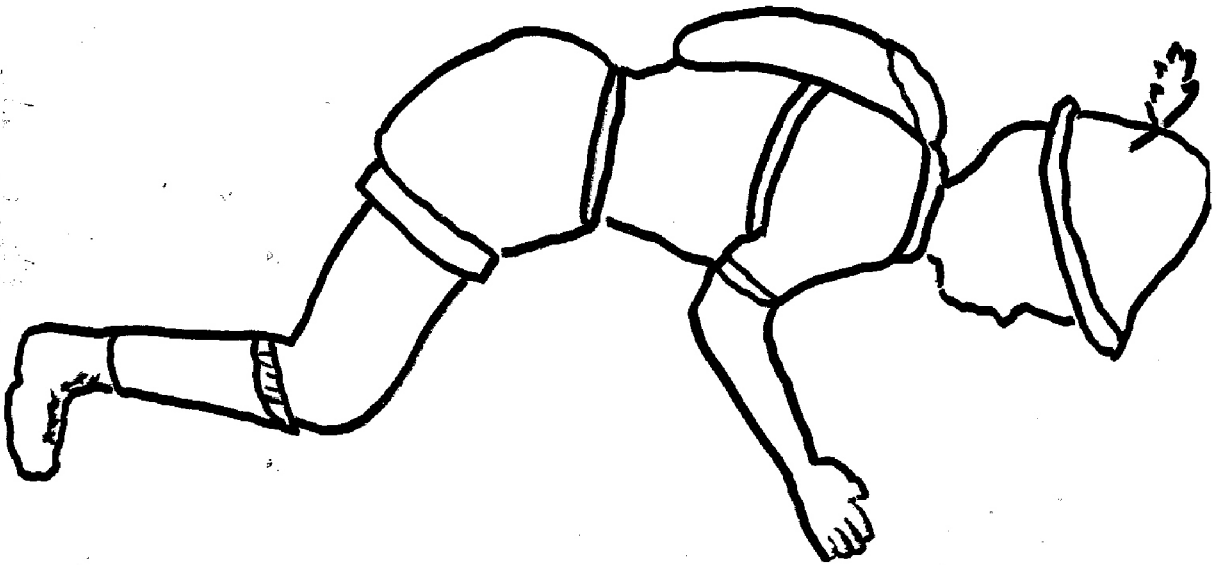
Climbing Mount Everest Game

Game Preparation:

- Draw a high mountain (about 3 feet) on a blackboard surface or on posterboard attached to a wall. Make 10 “notches” along the slope of each side of the mountain. These will be the spaces each climber will have to reach in order to get to the top.
- Copy the climbers onto cardstock and cut out the figures.
- Color one climber’s hat and outfit red and the other blue. (The colors of Nepal’s flag)
- Gather red and blue construction paper and round toothpicks for teams to make their flags.
- Read through the questions before you ask them. Make sure you have covered what is being asked. If you want, you can write additional questions that fit discussions your class has had. The questions given are a guide. Change them or use them as best fits your class. Decide how you will divide the teams and which questions you will ask which kids. ****If you have a very young class with no older students to be “sherpas”, choose which questions will match the abilities of your class. You could add multiple choices onto the harder questions so that each child is given two choices for an answer. In this case, the questions will not be able to be used again, and a new question will be asked every time, regardless of whether it was answered correctly.**

To Play the Game:

- Divide students into two teams (Red Team and Blue Team). If you have mixed ages in your class, make sure every young student has a “Sherpa” or guide who will help them answer questions when it is their turn.
- Assign a color to each team and give them three to five minutes to use the construction paper and toothpick to design a tiny miniature flag that resembles Nepal’s flag. The team that moves their climber to the top of the mountain first will get to plant their flag on the peak.
- Attach a roll of tape or a piece of sticky tack on the back of each climber and place one on each side of the bottom of the mountain according to the color of the team on that side.
- Line teams up on their side of the mountain, making sure that younger students are paired with their “Sherpa”.
- Taking turns, ask a member of each team a question from the list. A correct answer means that child can move his climber up one notch on his side of the mountain. An incorrect answer means the climber moves one notch down, and that question is given to the next member of the other team. (If both team members miss it, you could tell them the answer and remind them of the lesson, or you could open it up for anyone to answer and the correct team would get to move back up to where they were.)
- The team that gets to the top first gets to plant their miniature flag at the mountain peak.



climber pattern

Questions for “Climbing Mount Everest”

1. What is the main religion of Nepal? (Hindu)
2. What is the name of the mountain range which Mt. Everest is part of? (Himalayas)
3. What country borders Nepal on the south? (India)
4. What do most people in Nepal do for a living? (Farmers)
5. What is the name of the capital of Nepal? (Kathmandu)
6. What is the word used in Nepal to mean “hike over rugged ground”. (Trek)
7. What is the name of the group of people who are in the lowest caste of Hindus? (Dalit or “Untouchable”)
8. What do Hindus believe happens to any creature when it dies? (They believe it will come back to life as another creature.)
9. What do we call that belief? (Reincarnation)
10. Name one of the Hindu gods. (Ganesh)
11. What animal is worshiped because this god rides on it? (Rat)
12. How many Hindu gods are there? (hundreds)
13. What day do Hindu people go to their temple? (every day)
14. What might the Hindus leave at the temple as a gift for that god? (flowers or food)
15. What country borders Nepal on the north? (China)
16. What does the word “illiterate” mean? (A person can’t read or write)
17. How many native languages are spoken by Nepalese people? (over 100)
18. Which U.S. state is about the same size as Nepal? (Arkansas)
19. Which city has about the same number of people as the whole country of Nepal? (Tokyo, Japan)
20. Describe what “poverty” means. (Living without enough resources for education, nutrition, shelter, medical help, etc.)

Simpler Questions for Younger Students

1. Name the colors of the Nepalese flag. (Red, White, Blue)
2. Name an animal that lives in Nepal. (One Horned Rhino, Bengal Tiger, Daphne bird, cows, rats)
3. Name the food most Nepalese people eat every day. (Rice)
4. How many E.C. Churches are in Nepal? (11 churches and 7 church plants)
5. Who is the man who is the director of the E.C. churches in Nepal? (Rev. Janga)
6. Who lives with Rev. Janga’s family? (four orphan boys)
7. What is the name of the tallest mountain in the world? (Mt. Everest)
8. How do Nepalese people greet one another? (They put their hands together in front of their face and bow and say “Namaste”)
9. What language do many Nepalese people speak? (Nepali)
10. Does everyone in Nepal speak Nepali? (No)

Practice Speaking Nepali

English Word or Phrase

Bye-Bye

Hello

What is your name?

My name is_____.

What's up?

Mother

Father

I/Me

You

1

2

3

4

5

Nepali Word

Ta-ta

Namaste

Timro nam ke ho?

Mero nam_____ho.

Ke cha?

Aama

Buwa

Ma

Tapaii

Ek

Dui

Tin

Char

Panch

Pronunciation

Tah-tah

Nah-mah-stay

Teem-row nahm key hoe?

Mee-row nahm_____hoe.

Key Chah?

Ah-mah

Boo-wah

Mah

Tah-pah-ee

Ekh

Doo-ee

Teen

Cha-r

Pahn-ch